



**THE IMPLEMENTATION OF AGENDA 2030
IN AND BY MALTA**
PRELIMINARY FINDINGS



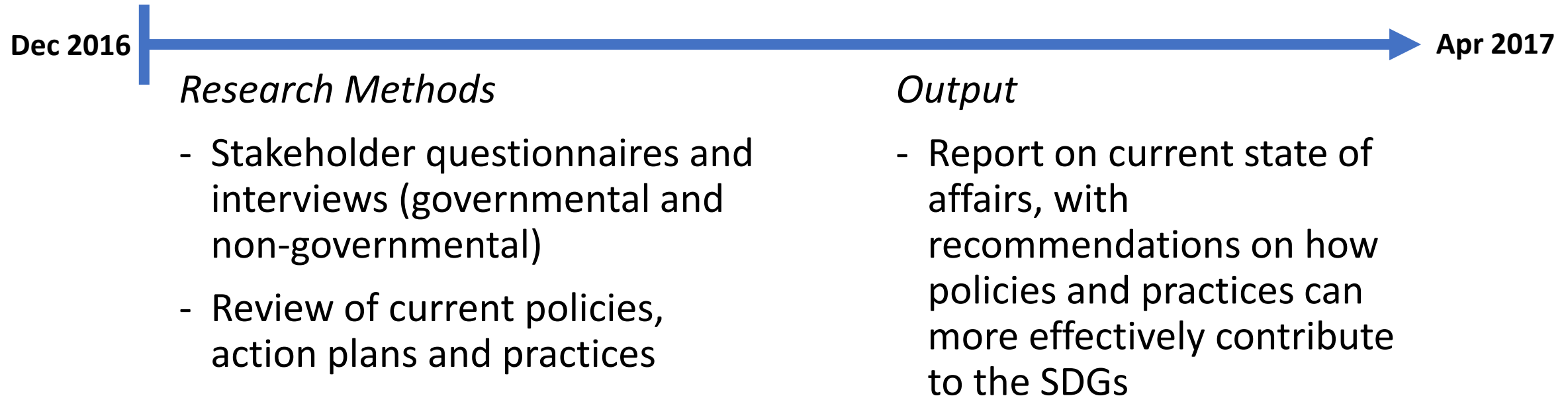
The UN 2030 Agenda for Sustainable Development

- Development that meets the needs of the present without compromising the ability of future generations to meet their own needs
- (All) Countries to mobilise efforts to end all forms of poverty, fight inequalities and tackle climate change



About This Research

- Aim: To analyse and review national and local policies and practice relevant to the implementation of Agenda 2030 in and by Malta



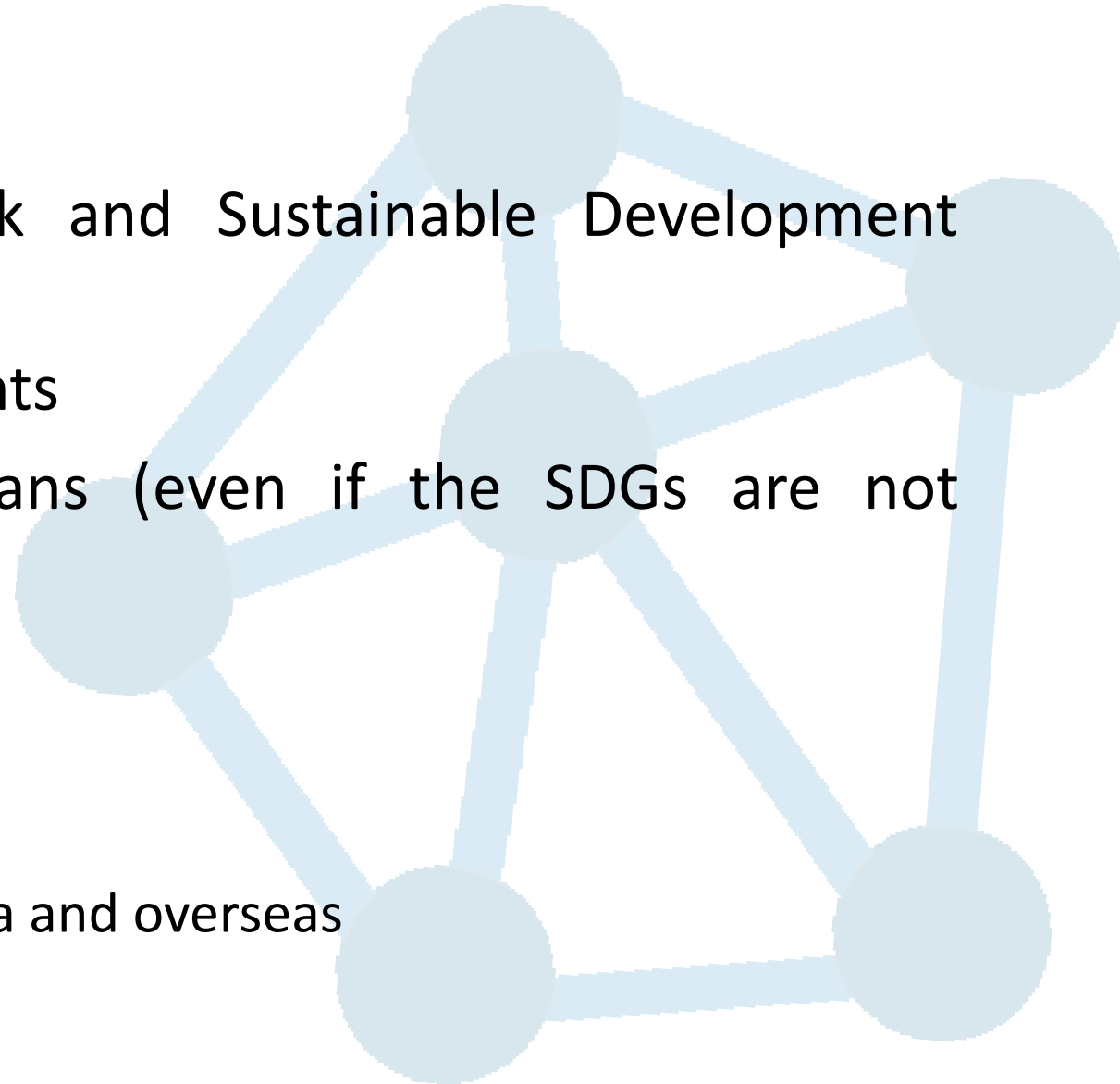
SDGs in Malta

- Government

- Sustainable Development Network and Sustainable Development Coordinators
- Sustainable Development Focal Points
- Policies, strategies and action plans (even if the SDGs are not specifically mentioned)

- Civil society

- SKOP network
- Various projects and initiatives – Malta and overseas



Presentation Overview

Part 1: Achieving the SDGs in Malta

- Focus on:
 - No Poverty (Goal 1)
 - Good Health and Well-being (Goal 3)
 - Reduced Inequality (Goal 10)
 - Climate Action (Goals 7 and 13)

- **Part 2:** Malta's contribution to achieving the SDGs worldwide (ODA)



PART 1

ACHIEVING THE SDGs IN MALTA

1 NO
POVERTY



3 GOOD HEALTH
AND WELL-BEING



10 REDUCED
INEQUALITIES



7 AFFORDABLE AND
CLEAN ENERGY



13 CLIMATE
ACTION



1 NO
POVERTY



Goal 1- End poverty in all its forms everywhere

Focus

- People at risk of poverty or social exclusion
- People living in material deprivation
- Vulnerable groups (e.g. children, people with disabilities, elderly people)

1 NO
POVERTY

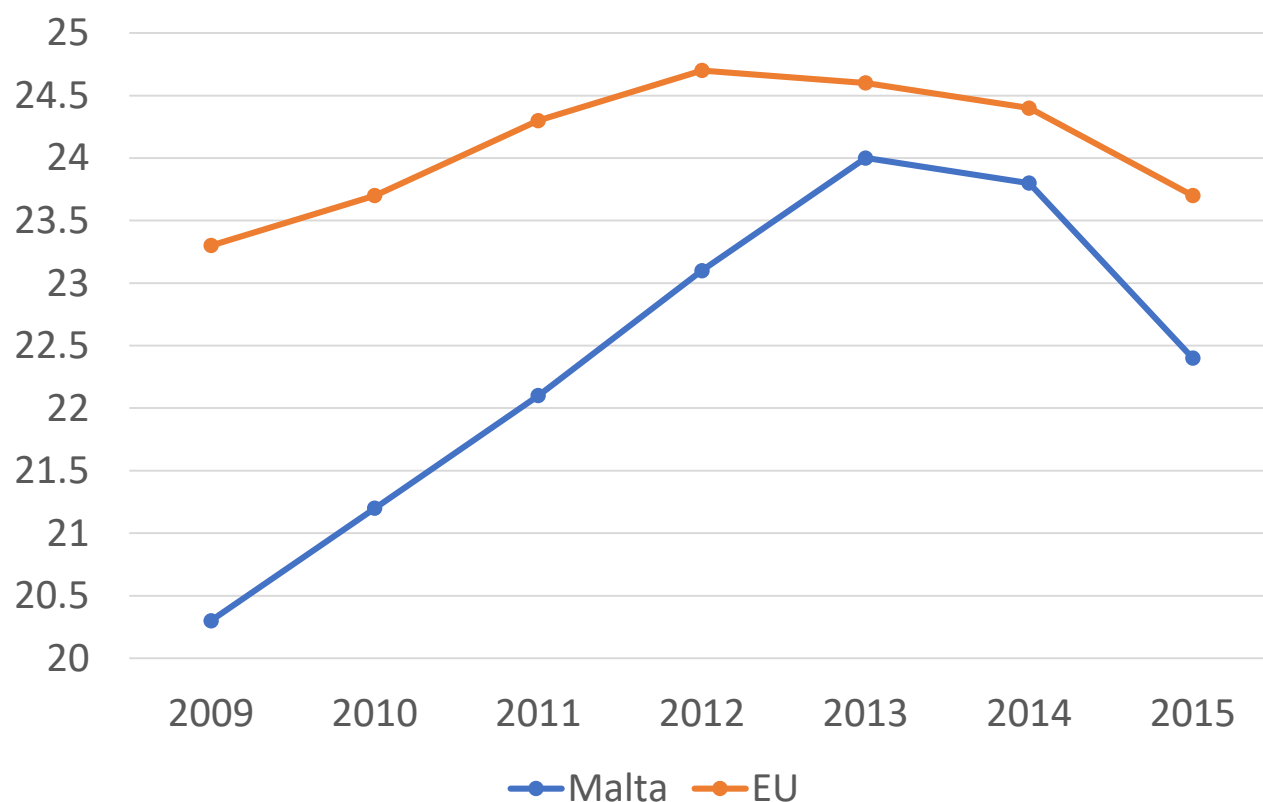


Risk of poverty or social exclusion

- Risk of Poverty: no stability / unfavourable events might result in entering a state of material deprivation.



People at risk of poverty or social exclusion (% of total population)



- 2015: 22.4% of the population in Malta was at risk of poverty or social exclusion. This has increased from 2009, when it was 20.3%.

- Malta in comparison with the EU

- In 2015, the % of EU population at risk of poverty was 23.7%.

- Between 2014 and 2015, Malta experienced a reduction of people at risk of poverty of 1.4%, while the risk at EU level was reduced by 0.7%.

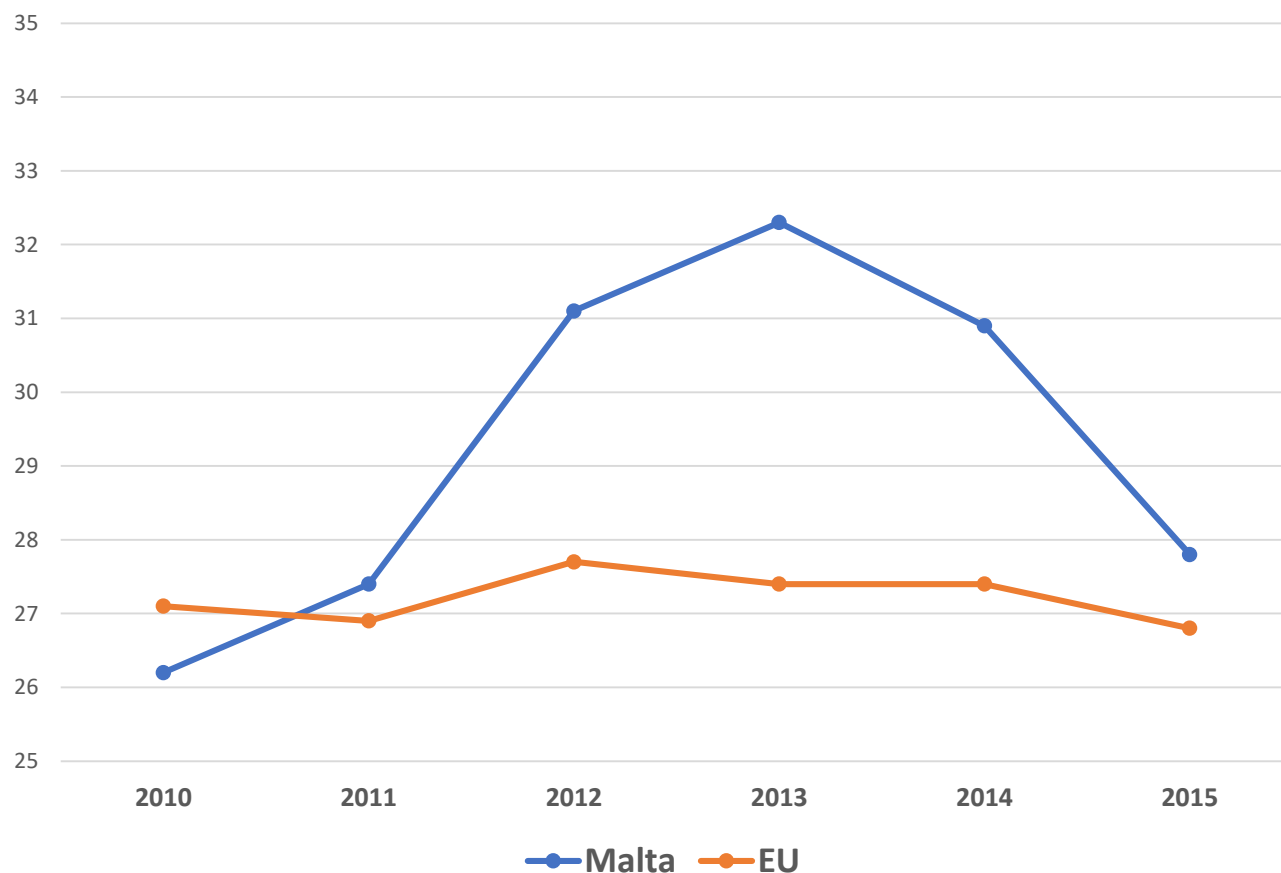


Risk of Poverty or Social Exclusion: Vulnerable Groups

- Taking a closer look - Malta is doing better only with the active population (16 to 65 yrs).
- Vulnerable groups (e.g. children, disabled people and the elderly): Malta is doing worse than the EU28 average.



Children at risk of poverty or social exclusion (% of total population)



Children (under 16 yrs):

- In 2015, more than 1 child out of 4 was at risk.

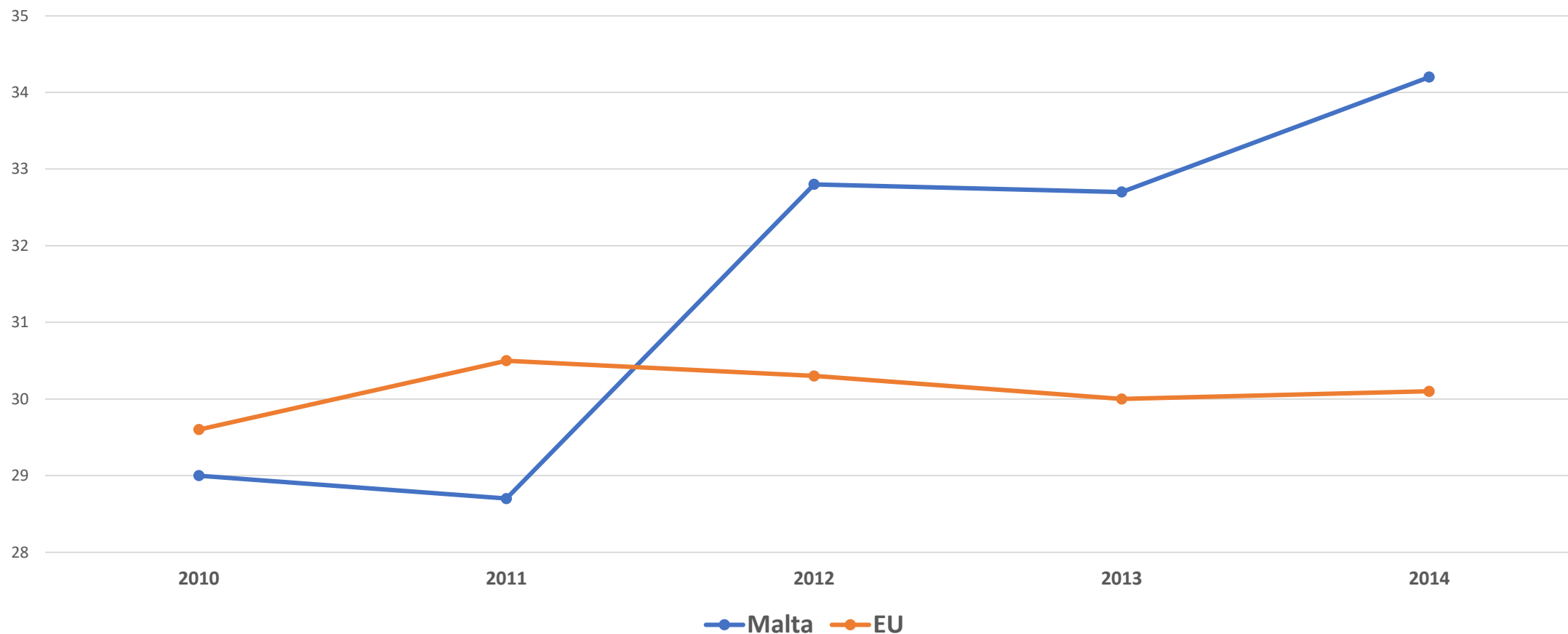
- Malta has been doing worse than EU28 average since 2011.

- There was a decrease in gap between Malta and EU28 average in 2015: 1%. This is an improvement compared to the 4.9% gap in 2013.

1 NO
POVERTY



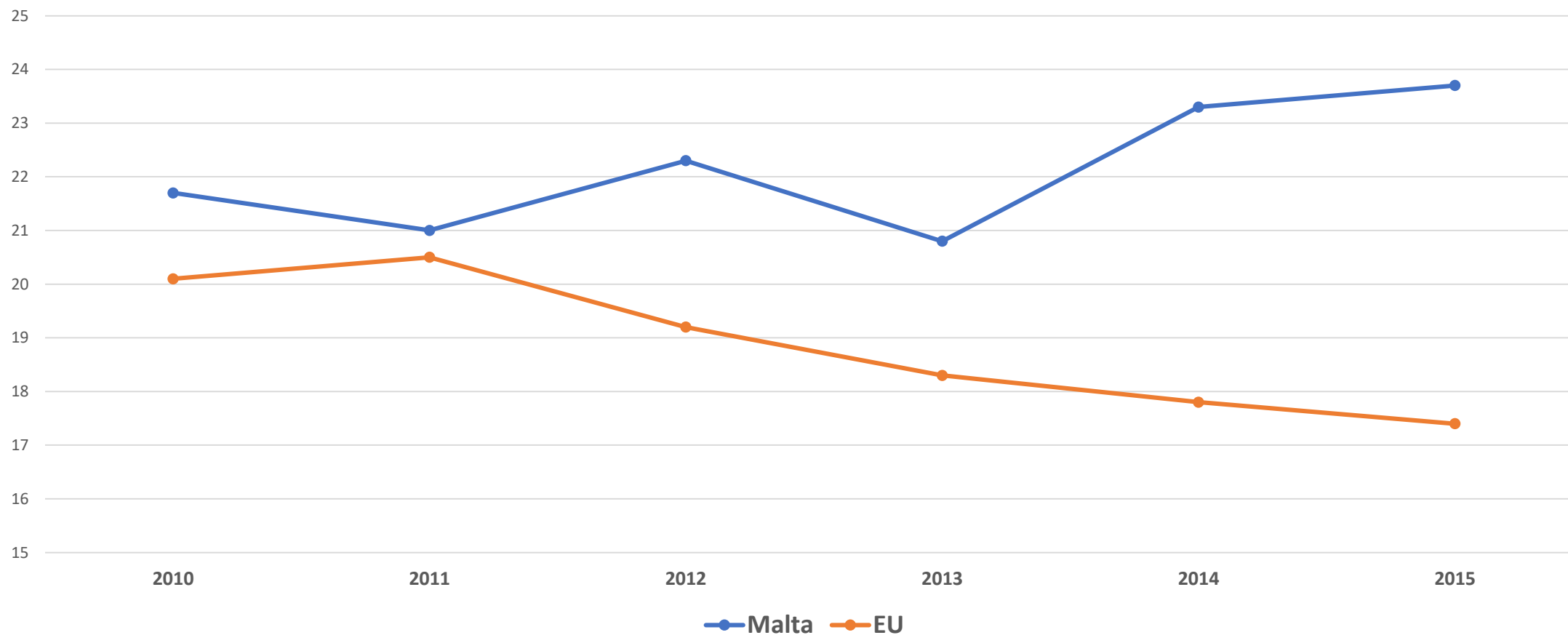
Disabled population at risk of poverty or social exclusion (% total population)



1 NO
POVERTY



People aged 65 or over at risk of poverty or social exclusion (% total population)



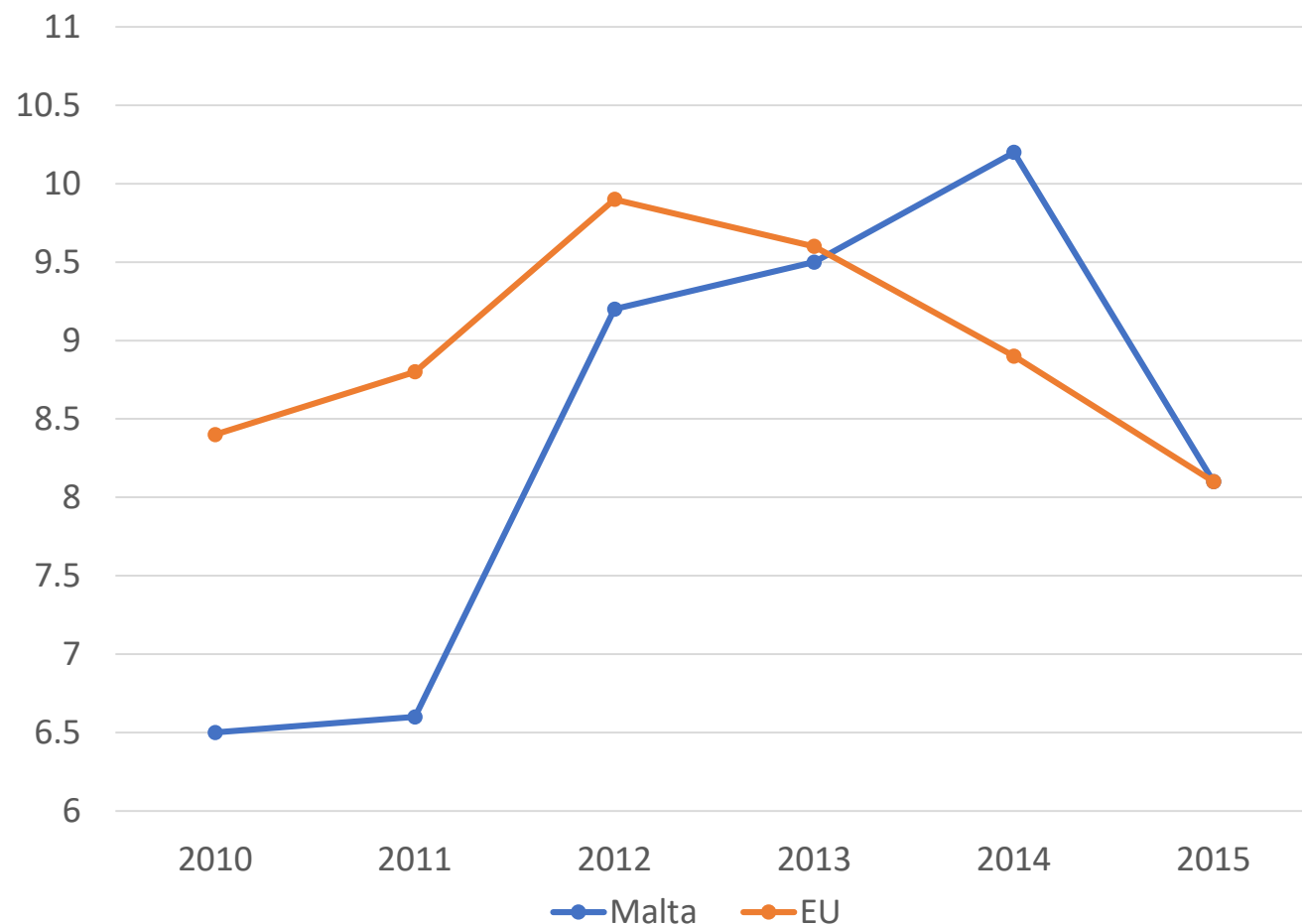


Material Deprivation

- Definition: People living in severe material deprivation are people who cannot afford at least four items out of a list of nine items such as rent or mortgage, television, utility bills...
- People living in material deprivation are actually suffering economic stress and are not only “at risk”.



People with severe material deprivation (% total population)



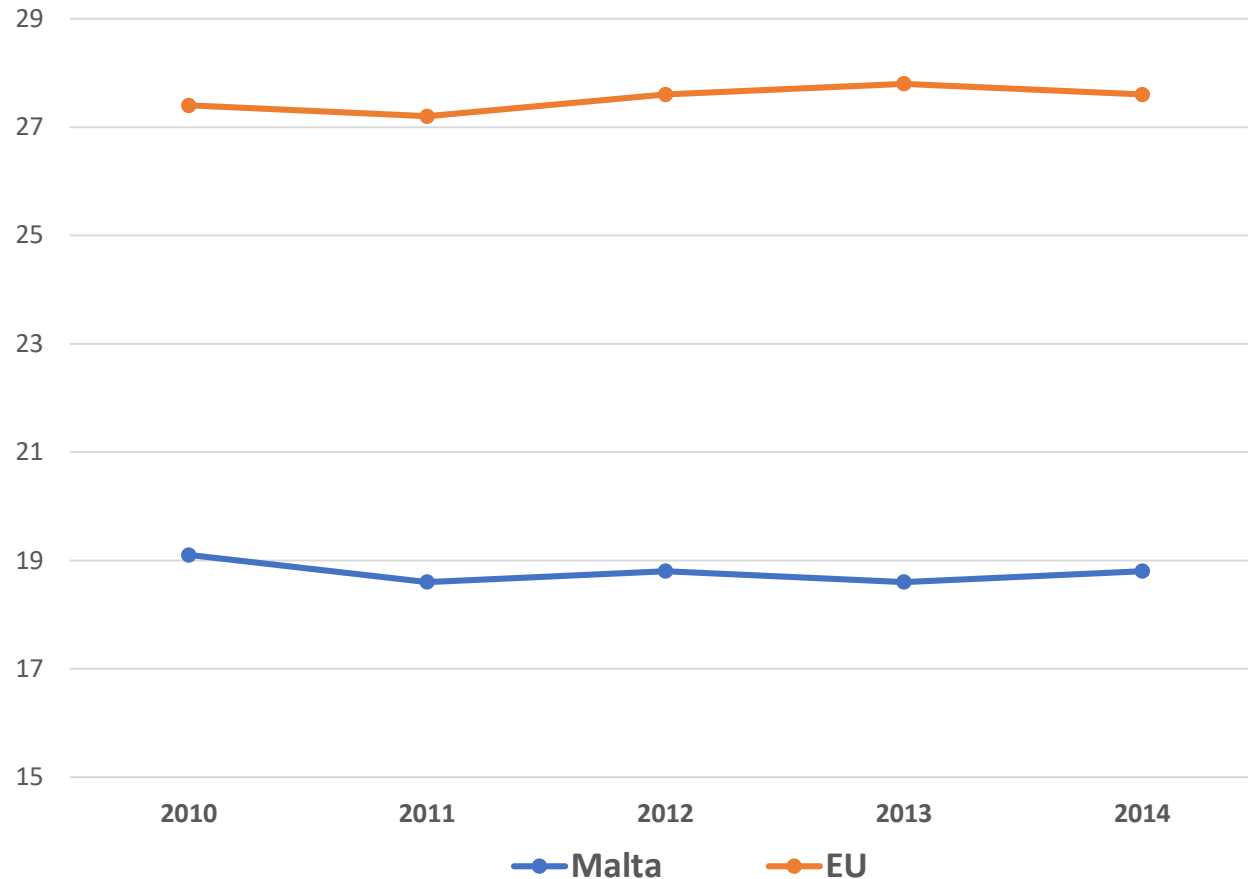
■ In 2015, the percentage of people living in severe material deprivation in Malta was on par with the EU28 average (8.1%), which shows a significant decrease from 2014 (10.2%).

■ However, it is still higher than 2010, when the percentage of people living in severe material deprivation in Malta was 6.5%.

1 NO POVERTY



Social Protection Gross Expenditure (% of GDP)



Social protection expenditure/GDP in Malta has been almost static since 2010.

Malta spends far less (as a percentage of its GDP) on social protection than the EU28 average.



Key policies and actions

- National Strategic Policy for Poverty Reduction and Social Inclusion 2014-2024.

Aims (among others):

- To lift around 6,560 persons out of risk of poverty or social exclusion (in Malta's contribution towards the Europe 2020 Strategy)
 - In the period 2009-2011, 3,056 people were lifted out of poverty (National Social Report (MFSS), 2015)
- To promote employment to 70% of population aged 20-64 years
- To reduce early school leaving rates to 10%



Government Action

- National Social Report (2015): best way to address poverty and social exclusion is through labour market activation.
- Children and Youth
 - Child supplement for low income households (earning less than €11,000 annually)
 - Youth Guarantee Scheme: improving employability / education prospects of young people (btw 15-24yrs)
- Elderly
 - Pension (contributory period): people who are currently in employment and would not have paid enough contributions to qualify for a Contributory Retirement Pension can pay back a maximum of 5 years of contributions to qualify for pension.



Government Action

■ People with Disabilities

- Disabled people in employment earning more than minimum wage still entitled to full disability pension
- Incentives for Trusts and Foundations which cater for disabled people / fiscal incentives for employers to hire persons with disability

(2015 National Reform Programme, Malta)

- 474 people with disabilities are still seeking employment and 575 employers are in breach of the law requiring companies employing more than 20 workers to maintain a disabled employee quota of at least 2%.

(Malta Today, 19th Jan 2017)



Goal 3- Ensure Healthy Lives and Promote Well-Being for All at All Ages

Focus:

- Non-Communicable Diseases
- Sexual Health



Non-Communicable Diseases

- Major non-communicable (non-transmitted) diseases (NCDs) are responsible for approx 82% of deaths in Malta

(Food and Nutrition Policy and Action Plan 2015-2020)

- In 2014, Malta had the highest rate of obesity in the EU, with 26% of the adult population (18yrs and over) being obese

(Eurostat, 2017)



Non-Communicable Diseases

- In Europe the prevalence of diabetes amongst adults (aged 20-79) is 9.1%, in Malta it is 13.9%

(IDF Diabetes Atlas, 2015)

- In 2014, coronary heart disease was the leading cause of premature deaths in males (deaths before the age of 70) accounting for 11.6% of premature deaths. In females it was the second leading cause of premature deaths following breast cancer (7.4% and 6% respectively).
- The overall self-reported prevalence of hypertension in Maltese women is 23% and 22% in men and is more prevalent with increasing age.

(Malta Department of Health, 2015)



Relevant policies and actions

Food and Nutrition Policy and Action Plan 2015-2020

- The projected national health care cost attributed to obesity is expected to increase from €25,390,000 to €34,980,000 by 2020.
- Aid to the Deprived Scheme (fully funded by the EU): provides aid in the form of food products to the most deprived within the community.
- Media: Constant marketing and advertising media campaigns of High Fat, Sugar and Salty (HFSS) foods to children is hindering schoolchildren and their parents from adopting healthy eating habits.



Challenges

(identified in the policy)

- Aid to the Deprived Scheme: excludes the distribution of fresh food items including fresh fish, vegetables and fruit.
- Malta does not yet have legislation which aims at reducing the impact of the marketing of HFSS
- Specific attention must be paid to whether social determinants such as employment, gender, socioeconomic status, ethnicity, migrant status and/or level of education and their distribution affect people's opportunities to make and sustain healthy choices.



Communicable Diseases: Sexual Health

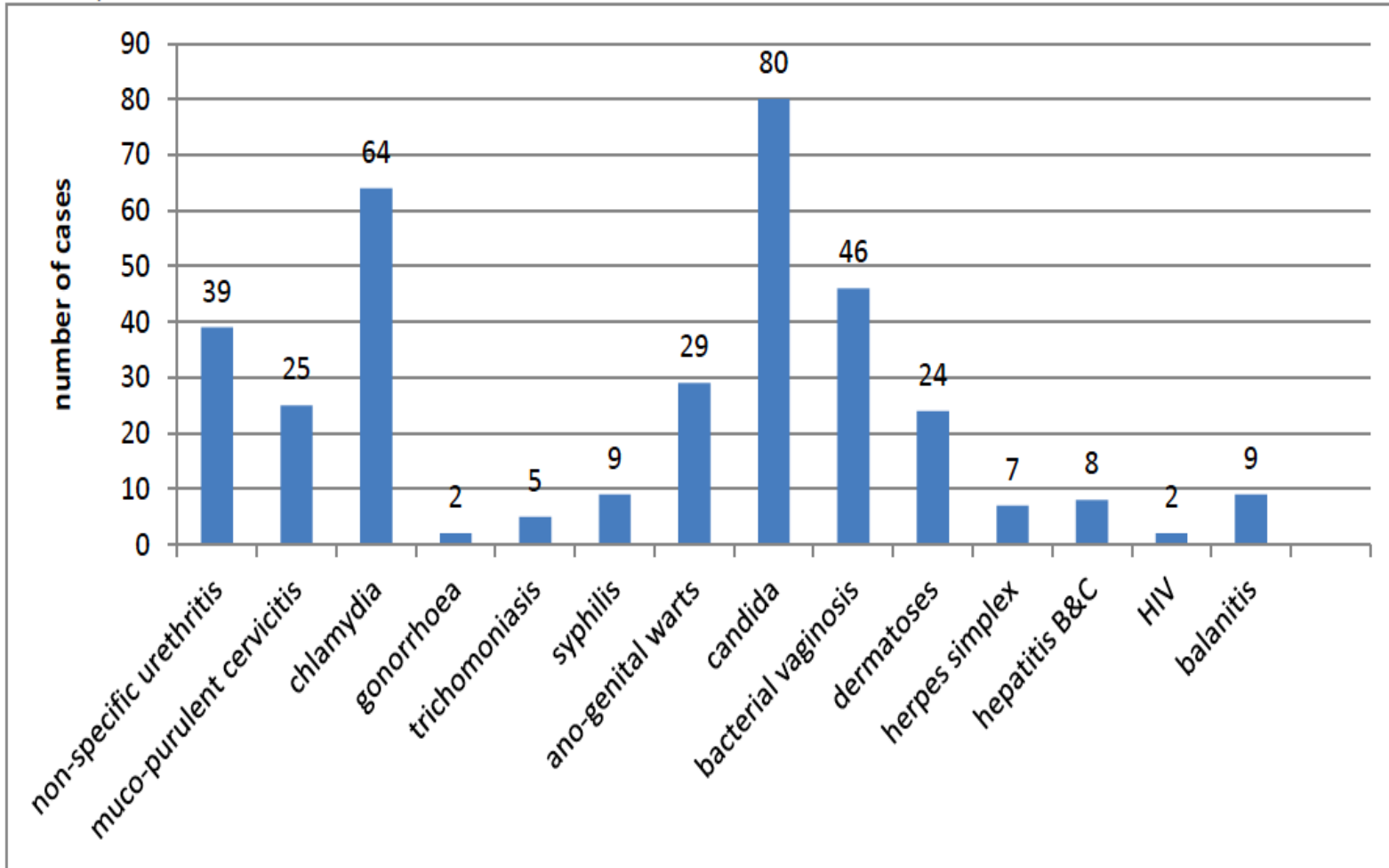
Misconceptions regarding Sexually Transmitted Infections (STI):

- Only 43.7% of respondents correctly identified the statement “You can’t buy condoms if you are less than 16 years old” as false
- Around 60% disagree with the statement that condoms always prevent Sexually Transmitted Infections (STIs)

(National Sexual Health Survey Report, 2012)



Number of STIs by type diagnosed at the GU Clinic (2011)



- Accurate reporting of STIs remains limited due to stigma
- Cases of STIs are mainly notified by the Genitourinary Clinic (GU).
- Number of STIs in Malta is greatly underestimated



Relevant policies and strategies

The National Sexual Health Policy for the Maltese Islands (2010)

and

National Sexual Health Strategy (2011)

Aims include:

- Educational support and services
- Inclusion of the media in sexual education
- Strengthen focus on target groups: young people; minority ethnic groups; migrants; LGBT community; sex-workers)

Goal 10 – Reduce inequality within and among countries

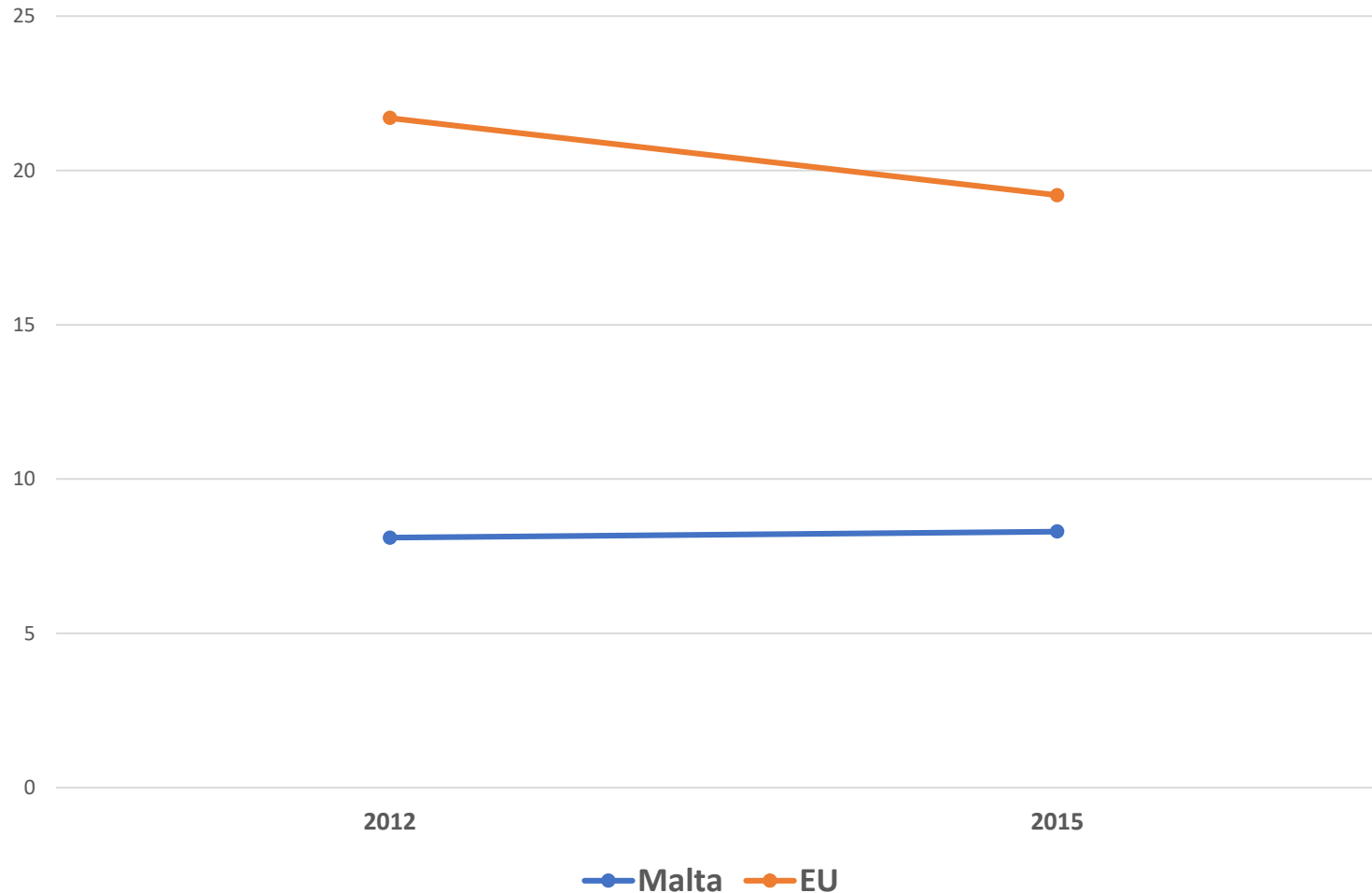


Focus

- Empowering all groups, irrespective of age, sex, disability, race, ethnicity, origin, religion or economic or other status
- Ensure equal opportunities and reduce inequalities of outcome



Non-EU Citizens (15-64yrs) Unemployed in Malta

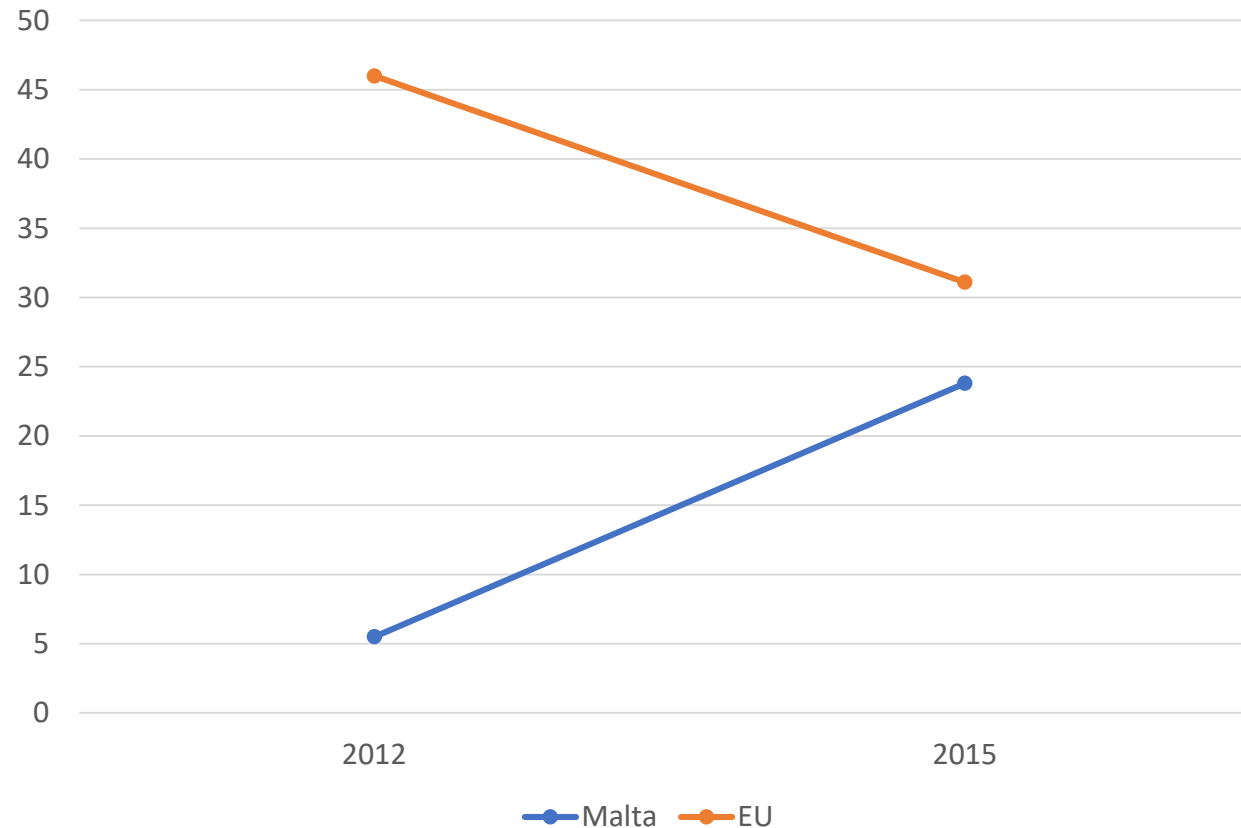


Percentage of unemployed non-EU citizens (15-64 years) in Malta has been slightly increasing since 2012 (while in the EU it has been decreasing).

However, it is lower than the EU28 percentage.



Non-EU Citizens (18-64yrs) at risk of Poverty in Malta



The percentage of non-EU Citizens (18-64 years) in Malta at risk of poverty has been increasing steadily since 2012, while in the EU it has been decreasing.

Actions

- Government: National Strategy and Action Plan on Integration is still being drafted despite urgent need
- Civil Society Actions:
 - NGOs working on migration: integration, lobbying, advocacy, provision of information and legal services
 - President's Foundation for the Welfare of Society

Actions

- Migrant Community Organisations
 - African Media Association: Migrant Skills Register which interviews and identifies migrants, creating resource for potential employers and give migrants the opportunity to work; provides training for migrants to aid / nurture skills
 - Third Country Nationals support network (TSN Malta): working for welfare and integration of TCNs
 - Foundation for Shelter and Support to Migrants: working for the integration of migrants through support services, education, research, capacity building and advocacy

7 AFFORDABLE AND
CLEAN ENERGY



Goal 7: Ensure access to affordable, reliable, sustainable and modern energy for all

13 CLIMATE
ACTION



Goal 13: Take urgent action to combat climate change and its impacts

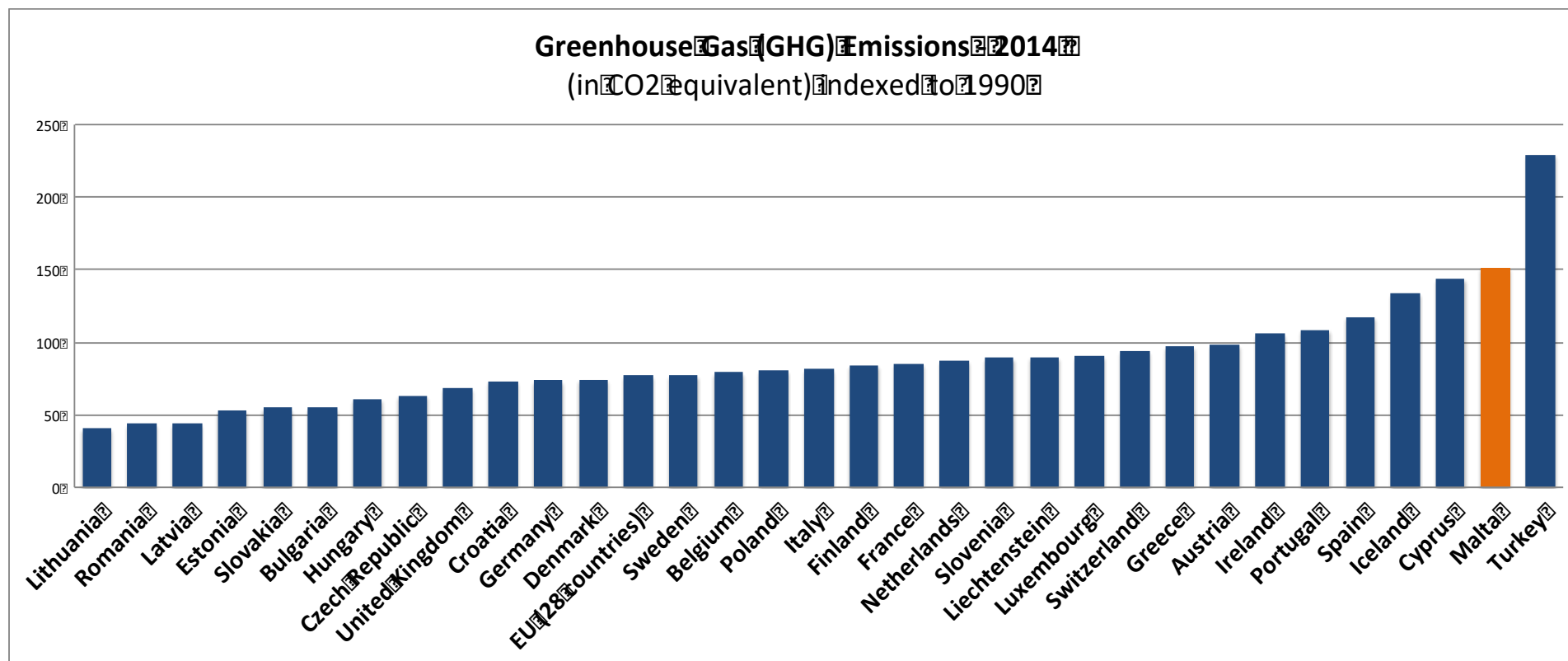
Focus

- Greenhouse Gas Emissions
- Renewable Energy



Greenhouse Gas (GHG) Emissions

In 2014, Malta had the highest rate of greenhouse gas emissions of all EU Member States and other European countries, surpassed only by Turkey (Eurostat, 2016)

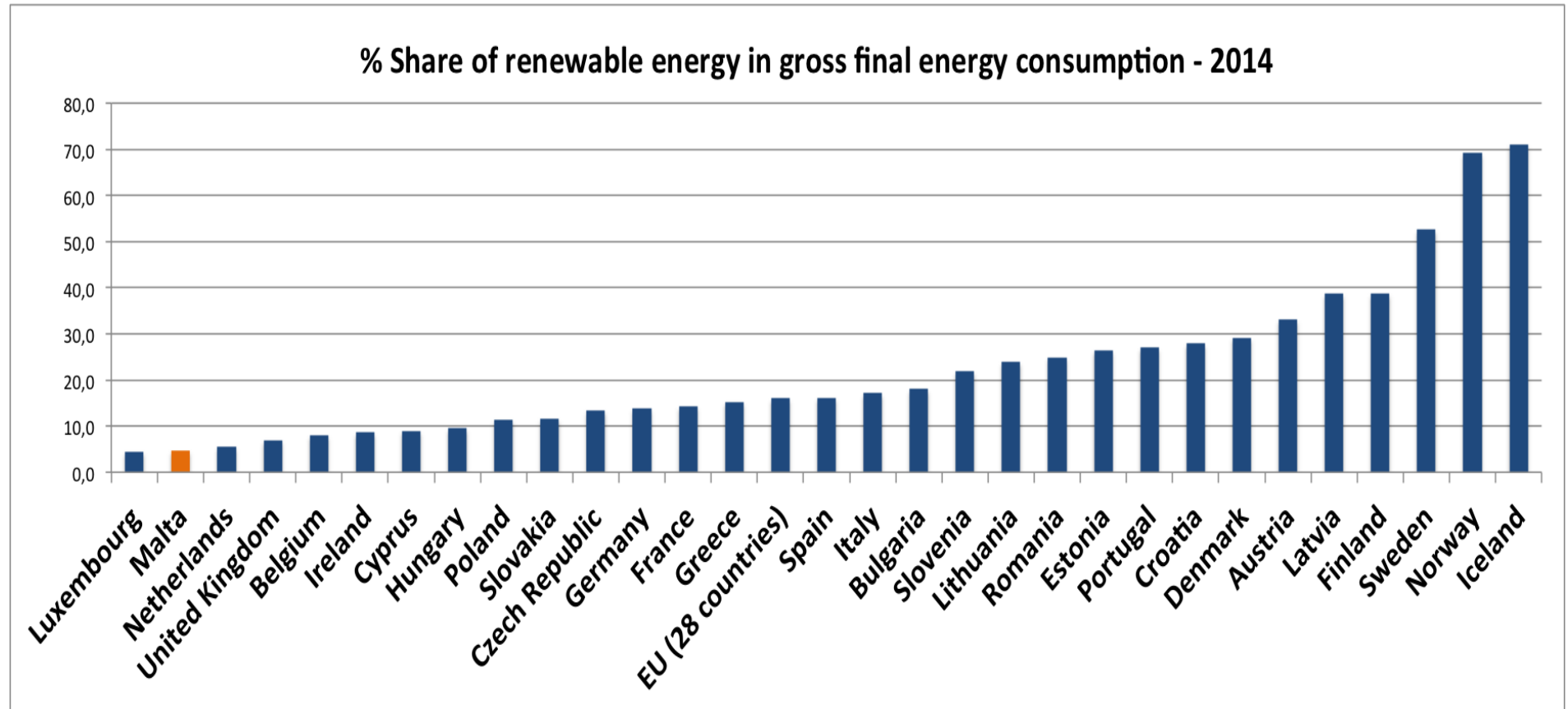


Data source: Eurostat (2016)



% Share of renewable energy in gross energy consumption

In 2014, Malta had the second lowest share of renewable energy in gross final energy consumption: 4.7% (Eurostat, 2016)



Data source: Eurostat (2016)



Actions to be taken

- Malta has committed to a renewable energy share target of 10%
 - This is part of a legally binding process where the European Union as a whole is to reach 20%
- The EU is on track to meet this target for 2020
- Malta has failed to limit its GHG emissions targets in 2013, 2014 and 2015

(European Environment Agency, 2016)



National Renewable Energy Action Plan 2015-2020 (Consultative Document)

- Renewable Energy in Malta - mostly operational solar water heaters, and to a lesser extent to Photovoltaic (PV) installations and the use of bio-fuels.
- Installations of PV systems are expected to contribute 4.7% out of the 10% national Renewable Energy Sources (RES) target by 2020.



Renewable Energy: Current Challenges

- Solar rights are not protected by legislation in Malta as they interfere with other property rights – limited availability and high value of land, parcelling and inheritance.
- Wind Farms: issues with detriment to environment (offshore wind farms), acoustic impacts on nearby dwellings (land wind farms).

A world map with regions color-coded in purple, blue, orange, and red. Purple regions include North America, Australia, and parts of Europe and Africa. Blue regions include Russia, China, and parts of Europe and Africa. Orange regions include South America, India, and parts of Africa and Asia. Red regions include parts of Africa and Asia. The text 'PART 2' is centered over the map.

PART 2

Malta's Official Development Assistance

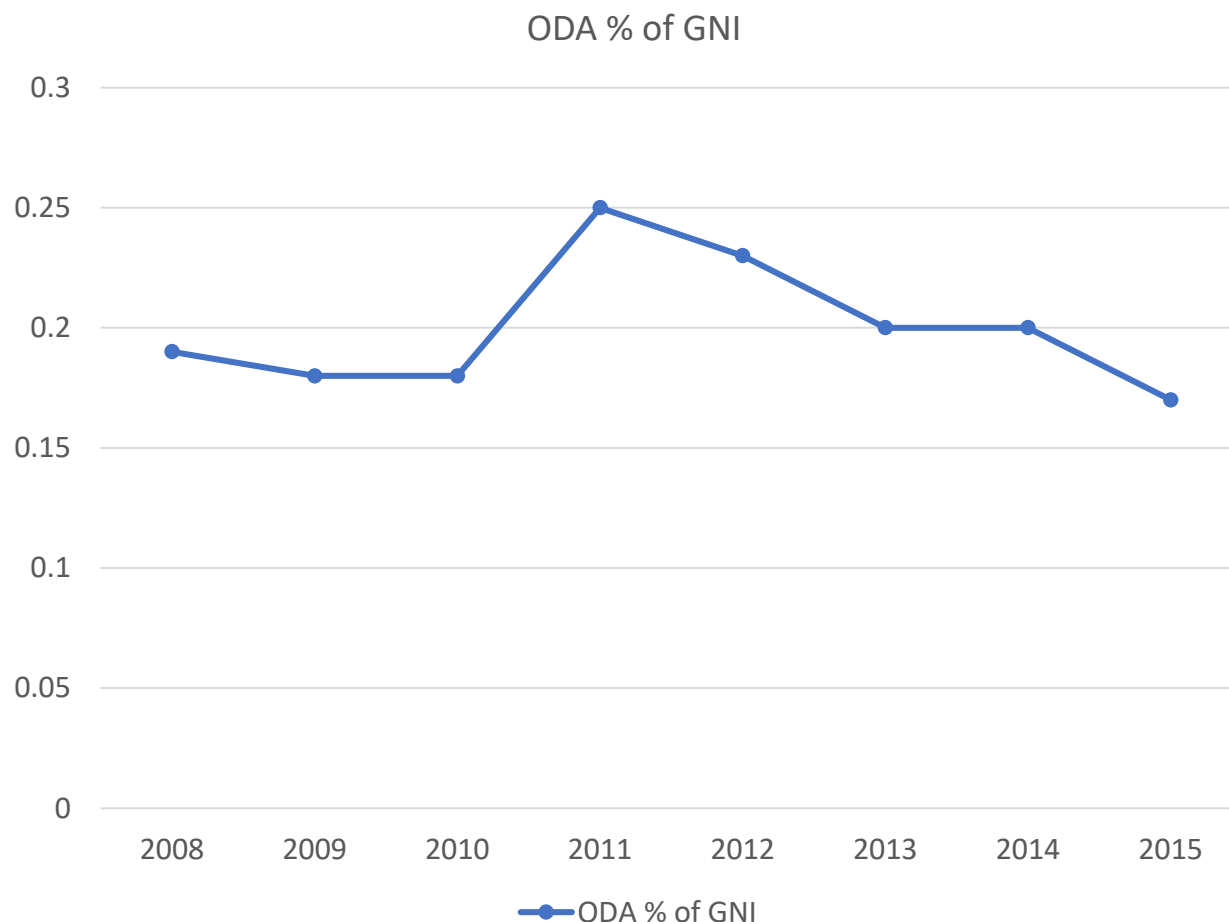
Malta's Official Development Assistance (ODA)

- Official Development Assistance – resources from governmental entities aimed at improving economic and welfare systems in developing countries
- Key document: Ministry of Foreign Affairs published Malta's ODA Policy and a Framework for Humanitarian Assistance 2014-2020

Thematic Areas in Malta's ODA Policy

- Democratisation and good governance (Goal 16)
- Migration and asylum (Goal 10)
- Education, training and human capacity development (Goal 4)
- Health (Goals 2, 3)
- Gender equality (Goals 5, 10)
- Vulnerable groups (Goals 1, 2, 4, 8, 10, 11)
- Climate change (Goal 13)
- Water (Goal 6)
- Information and communication technologies and research (Goal 9)
- Trade and investment (Goals 8, 10, 17)

Malta's ODA: Percentage of GNI



- As a Member State which joined the EU in 2004, Malta had committed to reach a level of 0.33% of ODA/GNI by 2015.

- However, Malta's ODA as a percentage of its GNI was 0.20 in 2014 and 0.17 in 2015.

Data source: Eurostat, 2016

Funds Awarded to NGOs (2008-2015)

- The majority of projects funded focus on education, followed by health. After education, the second largest funding was allocated to climate change (including the Fast-Start Financing to address Climate Change).
- 30% of projects funded had a high level of coherence with Malta's ODA policy

(Grech, 2016)

Malta's ODA Policy: Challenges

- Policy does not address the SDGs (it mentions MDGs) and thus is not directly aligned with the SDGs
- Malta only reached its 2010 ODA/GNI target by including the costs of detention of asylum seekers and irregular migrants during their first year in Malta (Grech, 2016)
- However, the CONCORD AidWatch Report (2016) discounts spending on refugees in donor country: according to aid effectiveness principles, this does not contribute to international development, and do not represent a transfer of resources to developing countries

Malta's ODA Policy: Challenges and Actions

- The past 3 years have seen a steady decrease in funds allocated to NGOs for implementing projects in developing countries: Allocation dropped from €247,775 in 2014 to €222,770 in 2016.
- Ministry of Foreign Affairs is planning to revise its ODA policy in light of Agenda 2030.

(Concord AidWatch: Report 2016)

Next Steps for the Research

- Further analysis of policies, action plans and strategies
- Follow-up with government officials on the relevant policies' implementation, gaps, way forward
- Analysis of NGOs' and civil society entities' contributions towards the achievement of the Agenda 2030



Thank you

Tell us about your own work contributing to the SDGs!

Email: development@pfcmalta.org